




# Huiswerk planner

 Plan hoelang je er mee bezig gaat zijn en hoe laat je de taak gaat uitvoeren.


 Wat ga je leren of maken ?

**maandag**




A light beige rectangular box containing a clock icon and a checklist icon, intended for planning the duration and tasks for Monday.

**dinsdag**




A light beige rectangular box containing a clock icon and a checklist icon, intended for planning the duration and tasks for Tuesday.

**woensdag**




A light beige rectangular box containing a clock icon and a checklist icon, intended for planning the duration and tasks for Wednesday.

**donderdag**



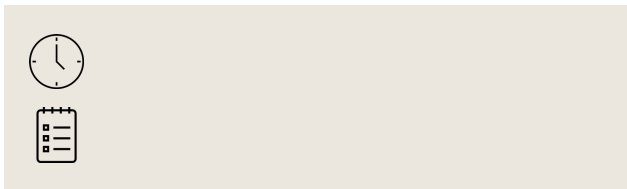
A light beige rectangular box containing a clock icon and a checklist icon, intended for planning the duration and tasks for Thursday.

**vrijdag**




A light beige rectangular box containing a clock icon and a checklist icon, intended for planning the duration and tasks for Friday.

**zaterdag - zondag**




A light beige rectangular box containing a clock icon and a checklist icon, intended for planning the duration and tasks for Saturday and Sunday.

**HUISWERK**



A large, empty light beige rectangular area for planning homework.

**AFSPRAKEN**



A large, empty light beige rectangular area for planning appointments.

**Niet vergeten:**



A large, empty light beige rectangular area for planning things not to forget.